



Mercers Online Dressage Series 2020

Competition Guidelines and Rules

March 2020

MERCERS
Solicitors

Sponsors of the Mercers
Series Challenge Cup

Mercers Online Dressage Series



To support our members and loyal friends who enjoy competing we will be running our 2020 dressage series as online competitions. We do hope that we will all be back out supporting our local and national venues soon, but in the meantime here is something new for you to try!

Show	Tests	Submission Deadline
1	Introductory A (2008) Preliminary 1 (2006) Preliminary 12 (2005) Novice 24 (2010) Pick A Test: Either Novice 30 (2006) or Elementary 42 (2008)	10pm Sunday 22 nd March 2020
2	Introductory B (2009) Preliminary 2 (2016) Preliminary 14 (2006) Novice 27 (2007) Pick A Test: Either Novice 34 (2009 revised 2016) or Elementary 44 (2002)	10pm Sunday 12 th April 2020
3	Introductory C (2016) Preliminary 7 (2016) Preliminary 18 (2002) Novice 28 (2008) Pick A Test: Either Novice 30 (2006) or Elementary 49 (2009)	10pm Sunday 17 th May 2020

Sponsors of the Mercers
Series Challenge Cup

MERCERS
Solicitors



What is online dressage?



If you haven't done online dressage before, don't worry! All you need is you, your horse, a 20x40 arena clearly marked out and a friendly helper to do the videoing. Once your test has been videoed you'll need to upload it to YouTube and send the link. Our wonderful judges will then judge as they would a normal 'live' competition, scoring and adding comments as usual. Places will be awarded 1st – 6th based on percentage. For each competition we will award prizes 1st – 6th as we would normally, posting the results on our Facebook page as soon as they are all available and posting out sheets and rosettes within the week.

Full guidance on videoing and submitting your video can be found on the following pages.

How will the series work?

Thanks to our generous sponsors Mercers Solicitors we are running the "Mercers Dressage Challenge Cup" series again this year. The Challenge Cup recognises achievements over the 3 online competitions. Open to all competitors, points will be awarded based on placing at each competition:

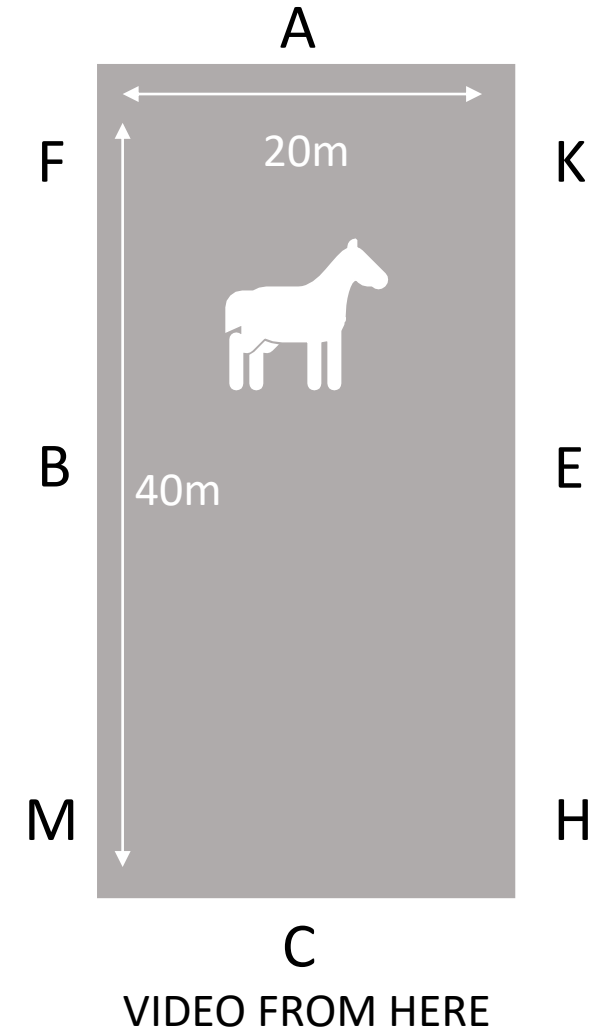
1st – 6 points 2nd – 5 points, 3rd – 4 points, 4th – 3 points, 5th – 2 points, 6th – 1 point.

A Series Champion (the horse/rider combination with the highest number of total points across the 3 competitions) will be named at each level: Intro, Prelim and Novice/Elementary. Our Champions and Reserve Champions at each of the levels will receive sashes and commemorative rosettes! In the event of a tie, the highest single percentage score of the riders will be used to decide the winner.




How do I complete?

1. Enter as usual via our website, picking the test(s) you wish to do.
2. You will need access to a 20x40 arena within which to complete your test. Surface or grass is fine as long as it is clearly 20x40 – markers are helpful to both you and the judge if you have them! During your test no one else should be in the arena with you.
3. Learn your test or ask a second friendly helper to read for you. Remember if your test is read the reader must adhere to the rules (see Rules).
4. Ask your videographer to stand behind the C marker in clear view of the whole 20x40 arena. The video must be taken in landscape (see ‘Hints and Tips for Video’).
5. Upload your video to YouTube (see ‘Uploading your video’) and email the URL link and your information to thamesvalleyrc@gmail.com



Hints & Tips for Videoing

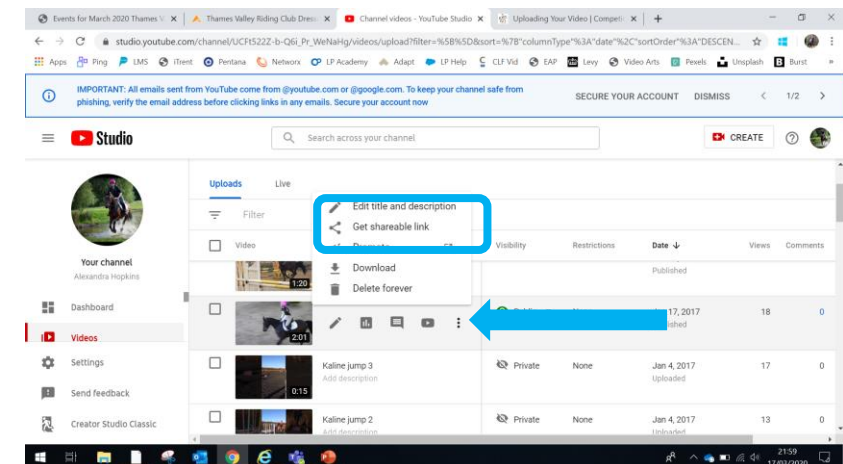
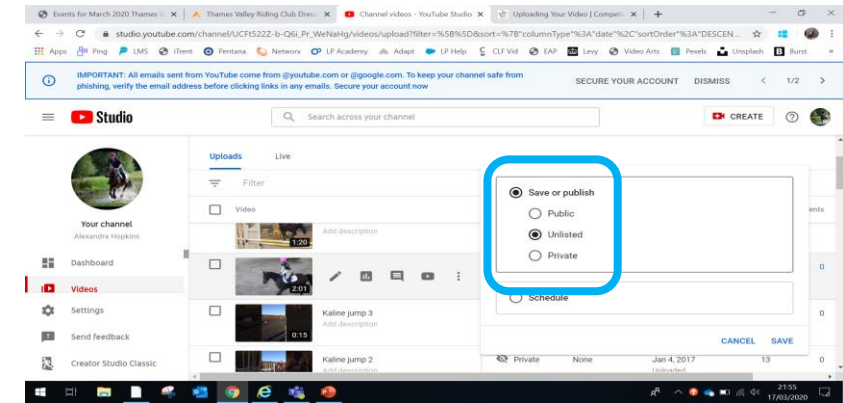
1. You can use any video camera including your phone, pick the highest quality camera you have – HD is ideal. Ensure your lens is clean and free from smudges and the operator knows how to work it! If you are using a video camera, you will need to be able to download your video to a laptop/PC and then upload to YouTube to send to us. With a WiFi or 4G connection you can usually do this straight from your phone – ensure you can do one or the other prior to entry.
2. When you are ready to start your test, signal to your videographer clearly to start recording. You may start in or outside the arena depending on the space you have. The video should start from your signal (prior to entry at A) and end after you have move away from your final halt.
3. The whole video **MUST** be taken in landscape with the horse and rider clearly in the centre of the frame at all times.
4. Some zoom is helpful for the judge to see the far end of the arena, but avoid excessive zooming in or out. The judge will need to see the movements and patterns of the test.



Uploading & sending your video



1. When you are ready, you will need to upload your video to YouTube. It is quick and easy to set up an account.
2. We recommend uploading your video as 'unlisted' – see image – as this keeps the video private. You may choose to share it if you like!
3. When you are ready to send in your entry click the 3 dots 'Options' and select 'Get sharable link' this will copy the link and you can paste in to your email.
4. To submit your entry, send the following information to thamesvalleyrc@gmail.com
 - Your name
 - Your horses name
 - The class you entered
 - The YouTube video URL (link)





Rules

- All competitions are run under the rules of British Riding Clubs and British Dressage with the exception of the rules stated below.
- All videos must be received before the entry deadline. Videos received after the entry deadline will not be accepted.
- The judges decision is final.
- Tack and equipment: Must adhere to current BRC rules without exception.
- Turnout: Horses do not need to be plaited. Turnout is not judged.
- Use of voice: Will be penalised in accordance with BRC/British Dressage rules.
- Rider dress: Competition dress need not be worn, wear what you are comfortable in.
- Readers: Must only read what is on the dressage test sheet, variations including deviation from the written instruction or repetition will be penalised.